



GRESB Real Estate Benchmark Report

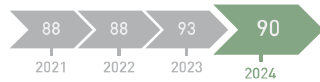
2024

Storebrand Eiendom Trygg AS
Storebrand Asset Management AS

2024 GRESB Standing Investments Benchmark Report

Storebrand Eiendom Trygg AS | Storebrand Asset Management AS

Participation & Score



GRESB Rating



Status: Non-listed	Strategy: Core	Location: Norway	Property Type: Diversified - Office/Retail
------------------------------	--------------------------	----------------------------	--

Peer Group Ranking

Predefined Peer Group Ranking



15 Entities
Location
Northern Europe
Property Type
Diversified - Office/Retail
Strategy
Core

Customized Peer Group Ranking



7 Entities
Location
Sweden, Norway, Northern Europe
Property Type
Diversified - Office/Retail
Strategy
Non-Listed

Peer Group Allocation

GRESB assigns a Predefined Peer Group based on the entity's characteristics to ensure consistency for all participants.

Participants also have the option to create a Customized Peer Group. You can read more about the functionality [here](#). The Customized Peer Group insights are limited to the ranking displayed above and do not impact other section of the Benchmark Report in 2024. Please note that neither the Predefined Peer Group nor the Customized Peer Group impacts the overall GRESB Score.

Please check the [Reference Guide](#) for more information.

Rankings



GRESB Score within Diversified - Office/Retail / Europe
Out of 67



GRESB Score within Diversified - Office/Retail / Non-listed / Core
Out of 65



GRESB Score within Europe / Non-listed / Core / Open end
Out of 452



Management Score within Europe
Out of 1061



Management Score within Europe / Non-listed / Core
Out of 653



Management Score within Europe / Non-listed / Core / Open end
Out of 458



Performance Score within Diversified
- Office/Retail / Europe
Out of 67

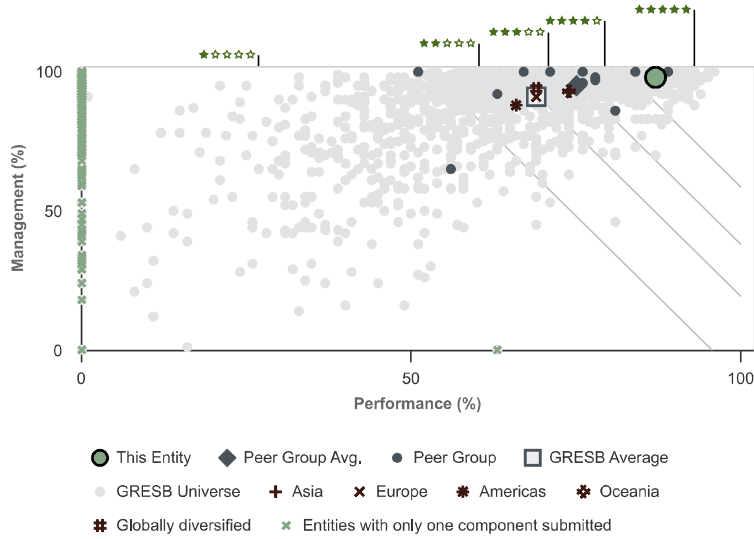


Performance Score within Diversified
- Office/Retail / Non-listed / Core
Out of 65



Performance Score within Europe /
Non-listed / Core / Open end
Out of 452

GRESB Model



GRESB Score **Green Star**
GRESB Average 76 Peer Average 81



Management Score
GRESB Average 27 Benchmark Average 28



Performance Score
GRESB Average 49 Benchmark Average 53

ESG Breakdown



Environmental
GRESB Average 42 Peer Group Average 45

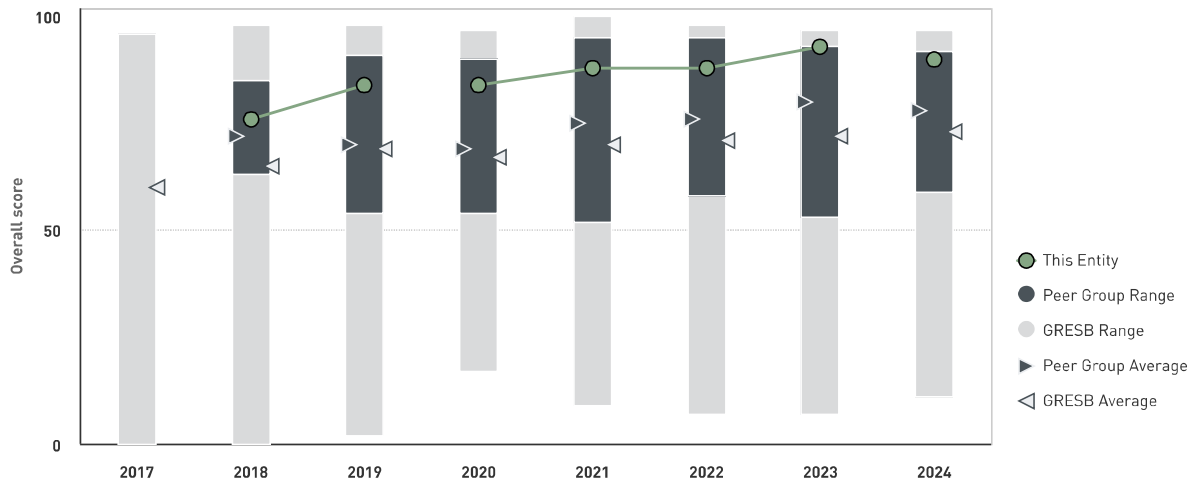


Social
GRESB Average 16 Peer Group Average 17



Governance
GRESB Average 18 Peer Group Average 19

Trend



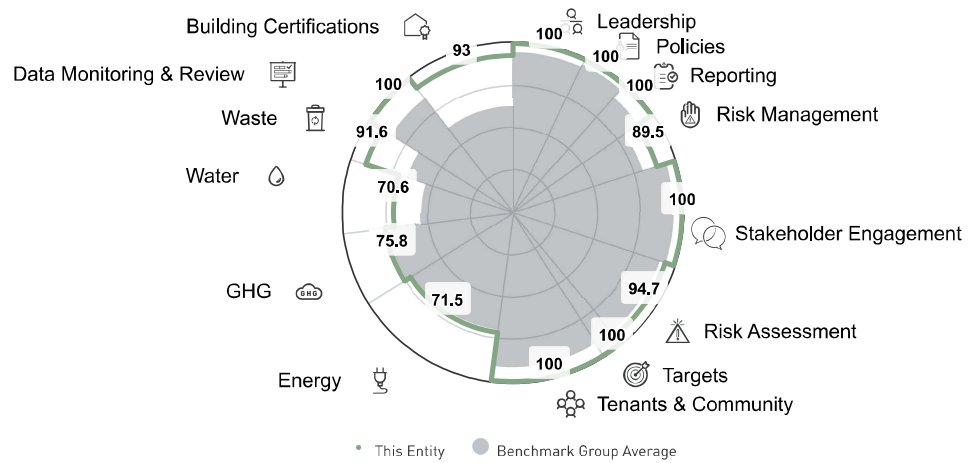
Note:

GRESB advises against the direct comparison between 2024 GRESB Scores and prior year results. The new Standard provides a more rigorous assessment of sustainability practices, new asset-level benchmarks, and enhanced alignment with emerging investor priorities. These benefits come at the cost of comparability, and investors are encouraged to carefully evaluate changes driven by the evolution of the Standard, assessment methodology, and participant actions.

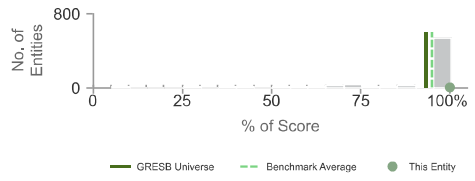


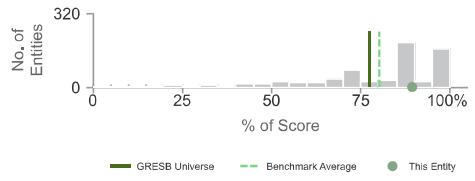
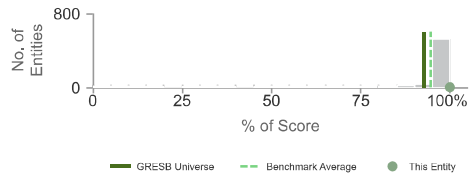
Relative comparisons are among the best indicators of performance, and they provide investors and other data users with clear and relevant information to better contextualize a score, given the evolving methodology. Investors are encouraged to use rankings to understand the relative position of companies among their peers.

For more detailed information about this year's changes and their impact, [please click here](#).

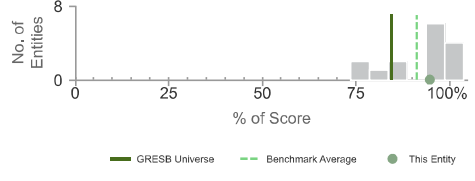

Aspect, Strengths & Opportunities


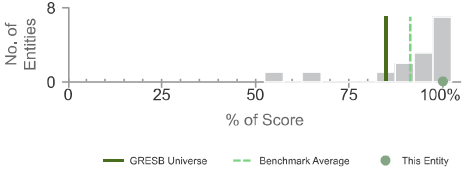

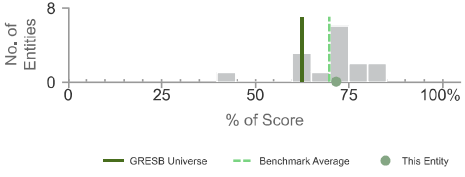

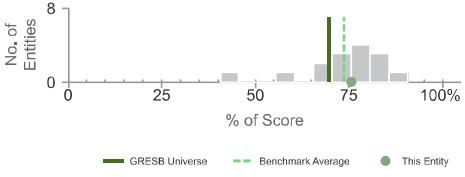

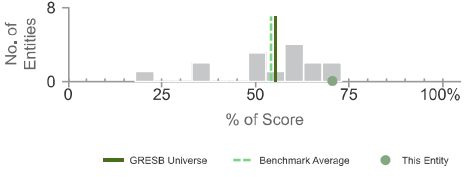

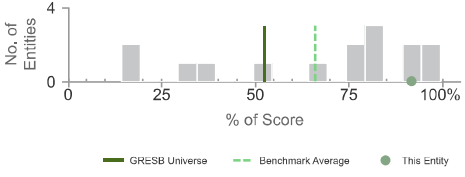

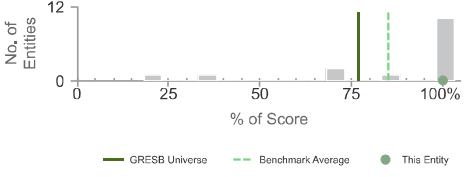



MANAGEMENT COMPONENT
Europe | Core (653 entities)

ASPECT Number of points	Weight in Component	Weight in GRESB Score	Points Obtained	Benchmark Average	Benchmark Distribution
 Leadership 7 points	23.3%	7%	7	6.65	
 Policies 4.5 points	15%	4.5%	4.5	4.34	
 Reporting 3.75 points	12.5%	3.8%	3.75	3.39	
 Risk Management 4.75 points	15.8%	4.8%	4.25	3.81	
 Stakeholder Engagement 10 points	33.3%	10%	10	9.45	

PERFORMANCE COMPONENT
Northern Europe | Diversified - Office/Retail | Core (15 entities)

ASPECT Number of points	Weight in Component	Weight in GRESB Score	Points Obtained	Benchmark Average	Benchmark Distribution
 Risk Assessment 9 points	12.9%	9%	8.52	8.22	
 Targets 2 points	2.9%	2%	2	1.93	

ASPECT	Number of points	Weight in Component	Weight in GRESB Score	Points Obtained	Benchmark Average	Benchmark Distribution
 Tenants & Community 11 points	15.7%	11%	11	10.05		
 Energy 14 points	20%	14%	10	9.77		
 GHG 7 points	10%	7%	5.3	5.16		
 Water 7 points	10%	7%	4.94	3.8		
 Waste 4 points	5.7%	4%	3.66	2.64		
 Data Monitoring & Review 5.5 points	7.9%	5.5%	5.5	4.68		
 Building Certifications 10.5 points	15%	10.5%	9.77	6.57	